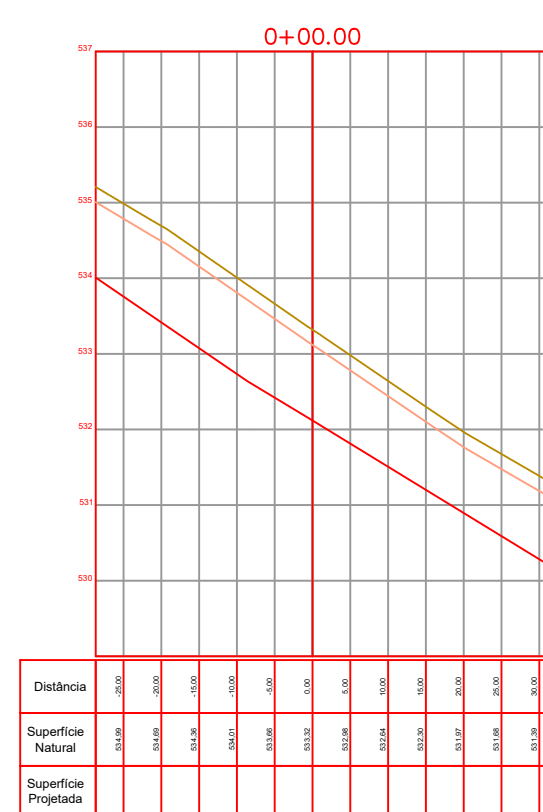
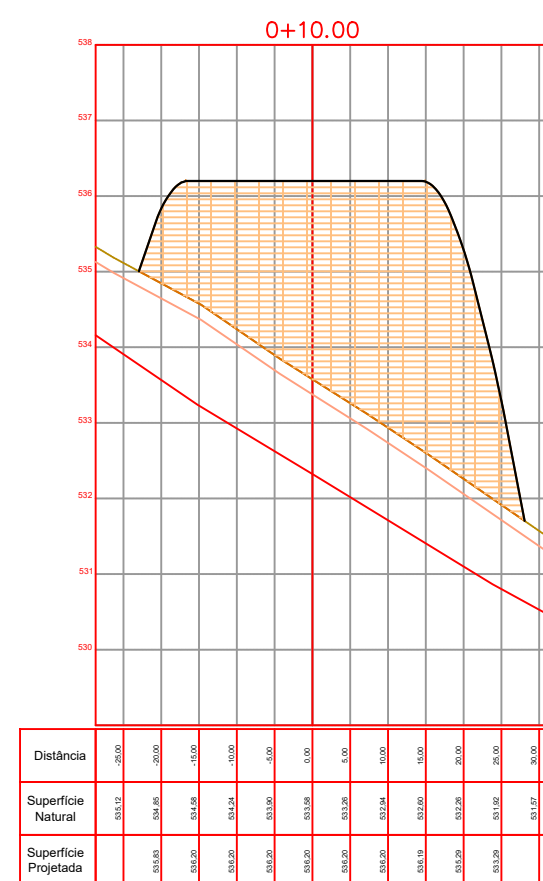


LAGOAS DE MATURAÇÃO 01 E 02



EST 0-0.00			
TIPO	ÁREA (m2)	VOLUME (m3)	VOLUME ACUMULADO (m3)
Curto de Solo	0.00	0.00	0.00
Alamo	0.00	0.00	0.00
Curto de Rocha	0.00	0.00	0.00
Curto de Rocha Consolidado de Areia	0.00	0.00	0.00



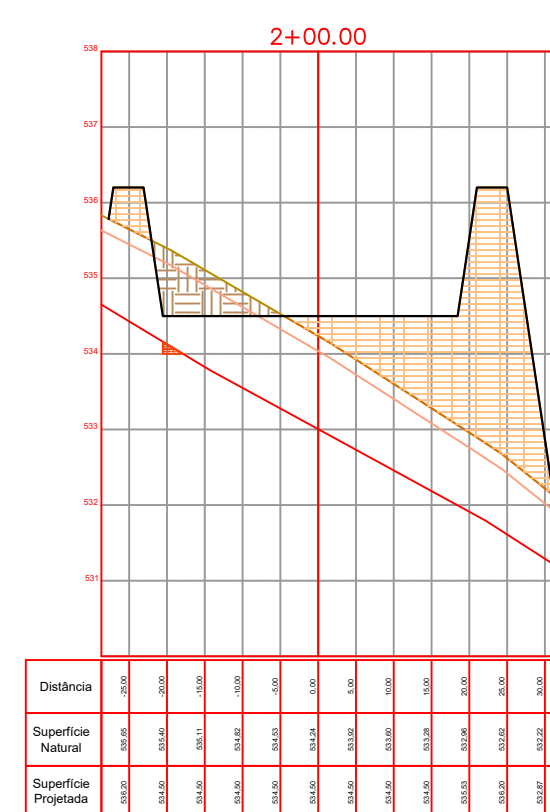
EST 5-10.00			
TIPO	AREA (m2)	VOLUME (m3)	VOLUME ACUMULADO (m3)
Corte de Solo	0.00	0.00	0.00
Atauro	117.52	567.58	567.58
Corte de Rocha	0.00	0.00	0.00
Corte de Rocha Capa de Proteção	0.00	0.00	0.00



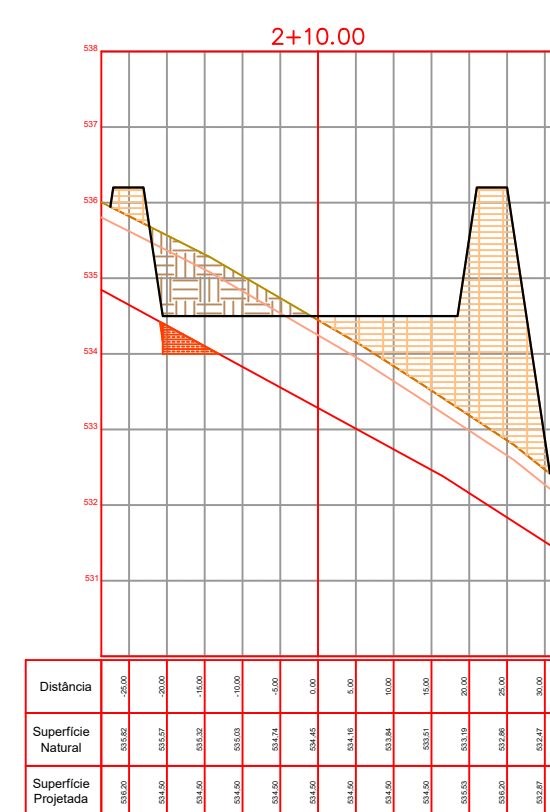
EST.1+3.00			
TIPO	AREA (m2)	VOLUME (m3)	VOLUME ACUMULADO (m3)
Corte de Solo	2.77	13.86	13.86
Albero	67.92	627.17	1514.76
Corte de Rocha	0.00	0.00	0.00
Corte de Rocha Cortado de Acabado	0.00	0.00	0.00



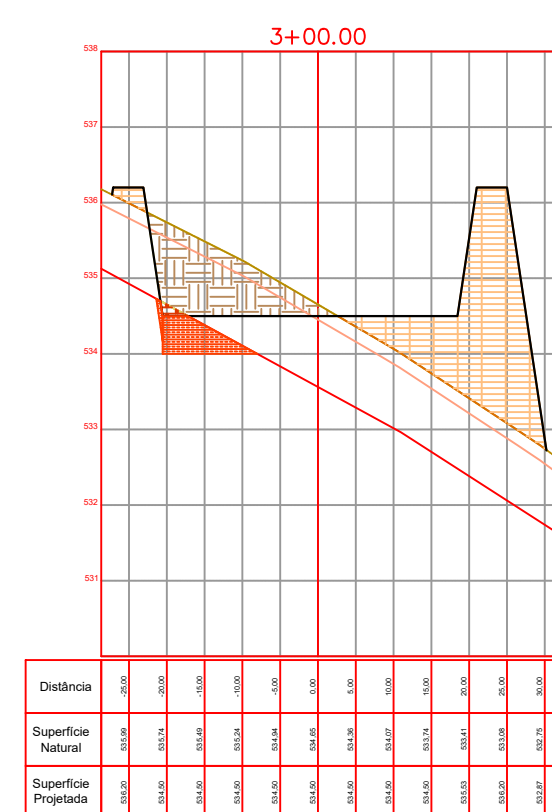
EST. 1+10.00			
TIPO	AREA (m2)	VOLUME (m3)	VOLUME ACUMULADO (m3)
Corte de Solo	5.23	40.03	53.89
Ateno	58.41	631.62	2146.38
Corte de Rocha	0.00	0.00	0.00
Corte de Rocha Capas de Argila	0.00	0.00	0.00



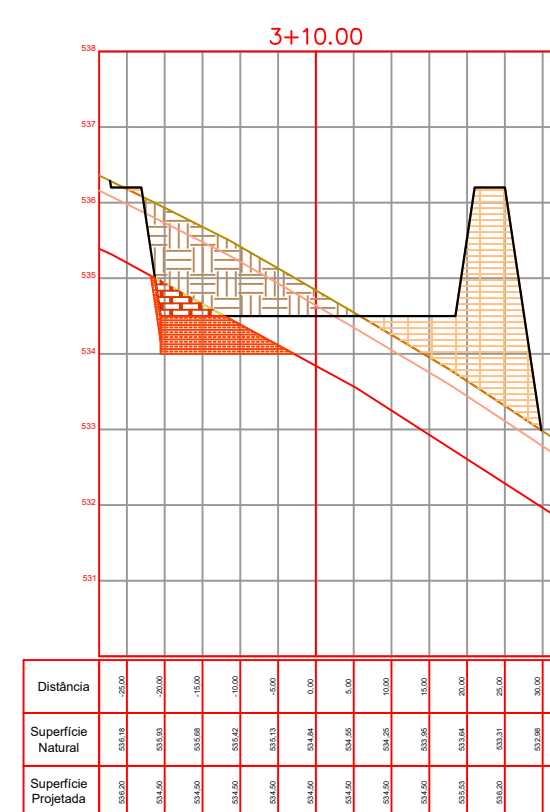
EST 2-5.00			
TIPO	AREA (m2)	VOLUME (m3)	VOLUME ACUMULADO (m3)
Corte de Solo	8.17	67.01	120.90
Ateno	48.66	543.33	2686.71
Corte de Rocha	0.00	0.00	0.00
Corte de Rocha Capoterra Assado	0.00	0.00	0.00



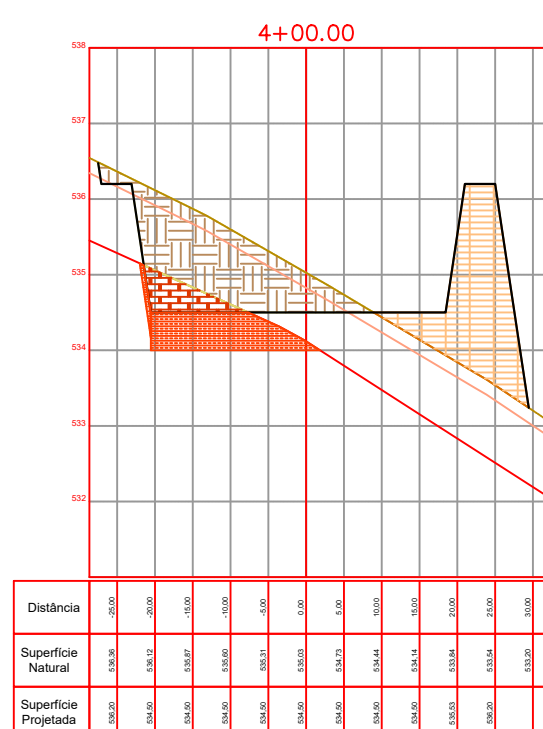
EST 2-10.00			
TIPO	AREA (m2)	VOLUME (m3)	VOLUME ACUMULADO (m3)
Corte de Solo	12.95	101.95	221.95
Ateno	46.87	453.14	3139.65
Corte de Rocha	0.00	0.00	0.00
Corte de Rocha Corte de Rocha	1.54	8.77	9.84



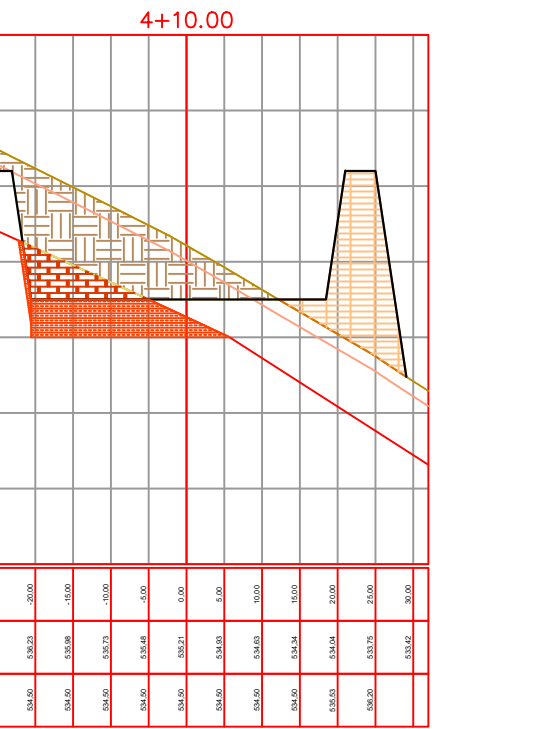
EST.3+0.00			
TIPO	ÁREA (m2)	VOLUME (m3)	VOLUME ACUMULADO (m3)
Corte de Solo	18.17	141.09	393.07
Ataço	33.42	371.69	5611.78
Corte de Rocha	0.33	1.67	1.67
Corte de Rocha Cantoneira de Asfalto	4.95	1.18	38.33



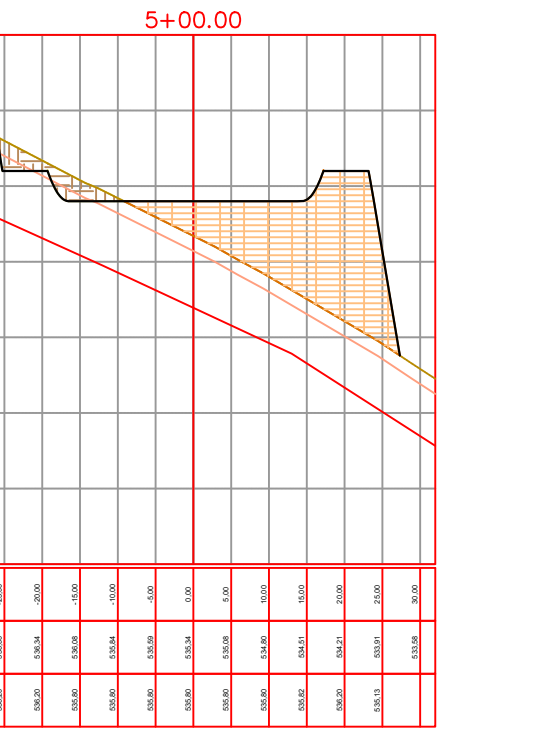
EST.3+10.00			
TIPO	AREA (m2)	VOLUME (m3)	VOLUME ACUMULADO (m3)
Corte de Solo	19.54	178.57	541.64
Atauro	27.19	303.64	5814.82
Corte de Rocha	2.13	12.31	13.98
Corte de Rocha Cortado em Bloco	6.87	55.13	50.46



EST.4=0,00			
TIPO	ÁREA (m2)	VOLUME (m3)	VOLUME ACUMULADO (m3)
Carta de Solo	23.93	217.39	799.03
Alamo	22.57	248.79	4063.61
Carta de Rocha	4.03	30.80	44.78
Carta de Rocha	9.38	81.33	174.78



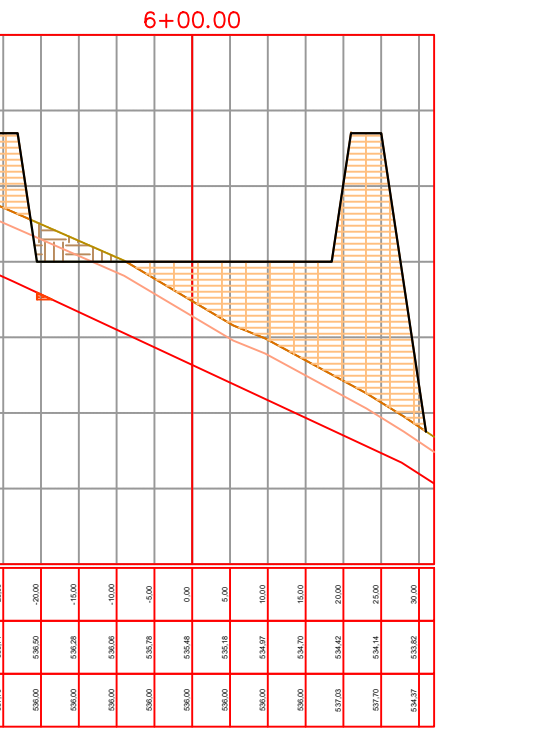
EST. 4+10.00		
ÁREA (m2)	VOLUME (m3)	VOLUME ACUMULADO (m3)
27.84	268.86	1017.89
18.70	206.73	4270.34
5.90	49.65	94.44
13.93	101.62	276.41



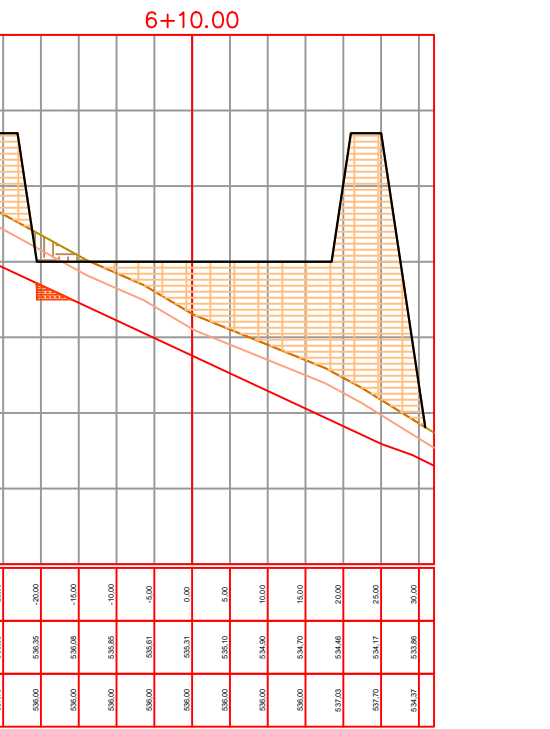
EST-5-0.00		
ÁREA (m2)	VOLUME (m3)	VOLUME ACUMULADO (m3)
3.81	118.22	1176.11
34.90	268.37	4538.71
0.00	29.50	123.93
0.00	54.64	331.05



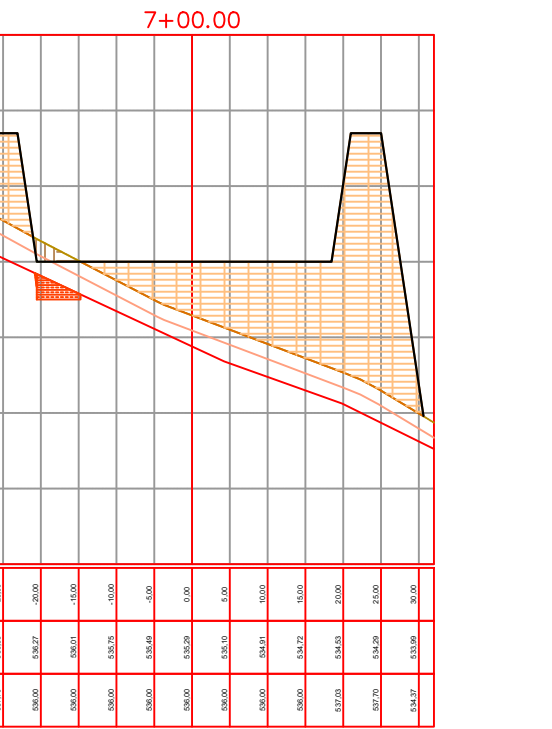
EST 5=10.00		
	ÁREA (m2)	VOLUME (m3)
	0.00	18.60
	115.73	753.12
	0.00	0.00
total	0.00	0.00



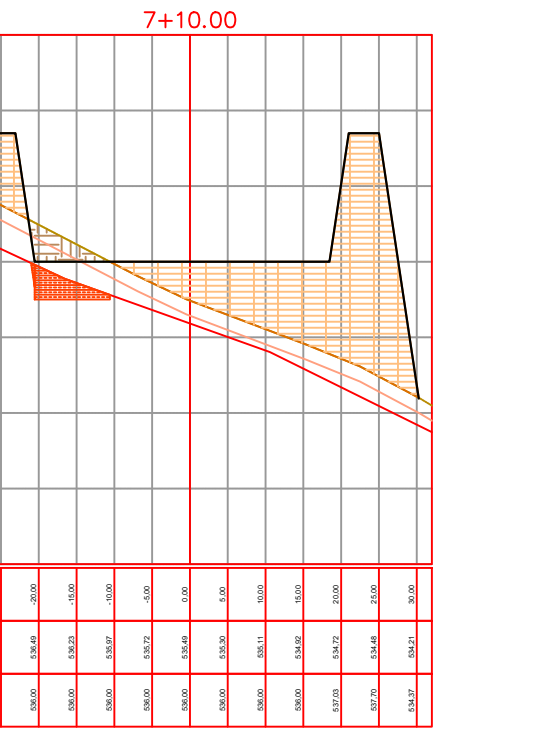
EST.0+0.00		
ÁREA (m2)	VOLUME (m3)	VOLUME ACUMULADO (m3)
3.30	90.49	1211.63
56.79	862.59	6154.42
0.00	0.00	123.93
0.09	0.46	331.51



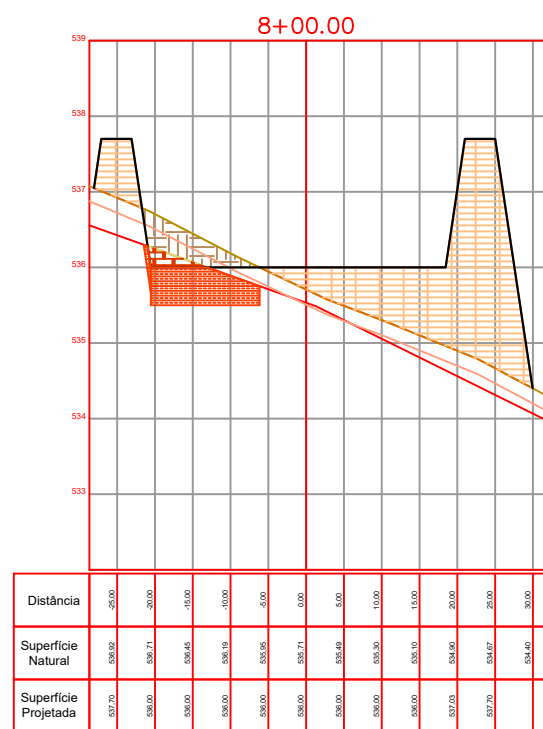
EST 6=10.00		
AREA (m2)	VOLUME (m3)	VOLUME ACUMULADO (m3)
1.46	23.78	1238.41
66.06	583.92	6738.34
8.00	0.00	123.93
0.50	2.96	334.47



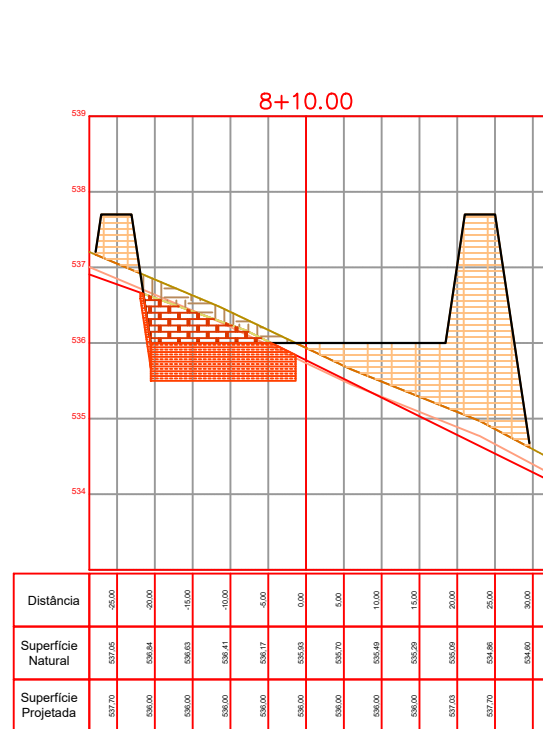
EST.7+0.00		
ÁREA (m2)	VOLUMEN (m3)	VOLUMEN ACUMULADO (m3)
0.86	12.02	1267.43
60.36	601.76	7340.10
0.00	0.00	123.93
1.19	8.49	342.96



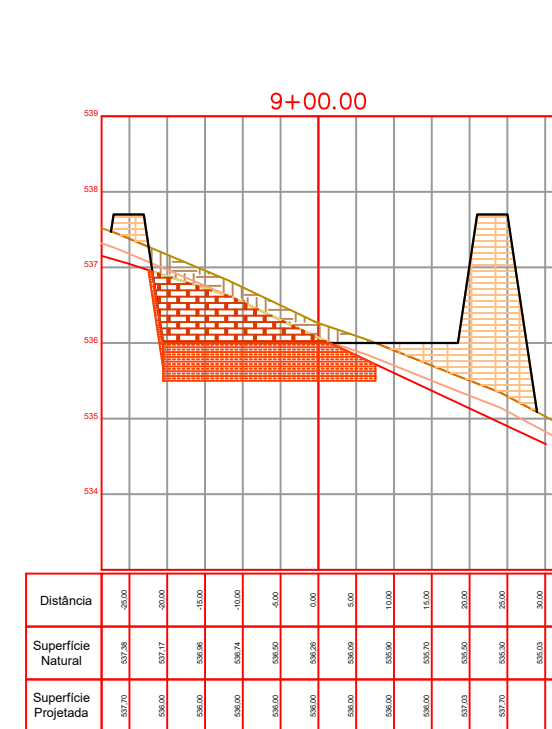
EST.7+9.00		
ÁREA (m2)	VOLUME (m3)	VOLUME ACUMULADO (m3)
2.79	18.70	1288.13
50.24	553.00	7893.10
0.00	0.00	123.93
2.53	18.86	381.62



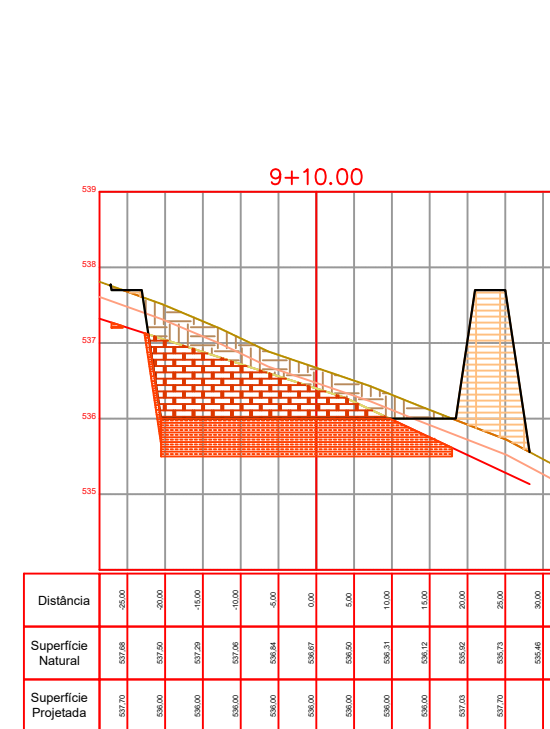
EST. 8=0.00			
TIPO	AREA (m2)	VOLUME (m3)	VOLUME ACUMULADO (m3)
Corte de Solo	4.58	36.89	1303.22
Alero	41.48	458.61	8351.71
Corte de Rocha	1.05	5.36	129.19
Corte de Rocha Camada de Argila	6.57	45.50	469.12



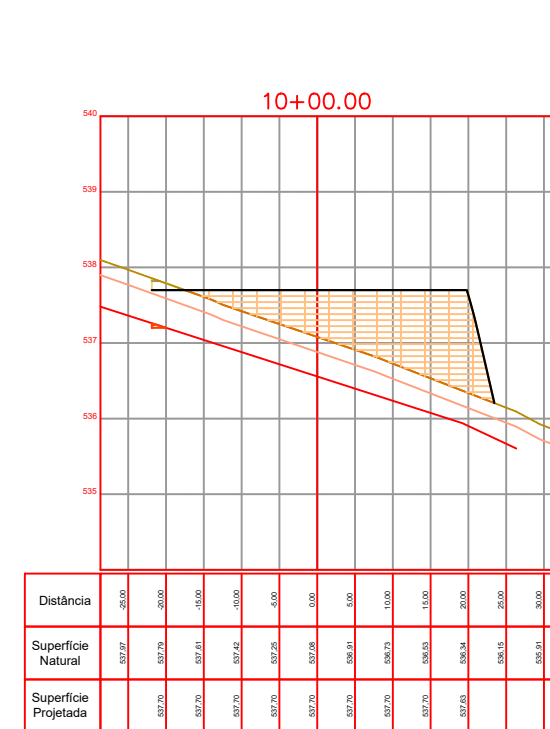
EST. 8+10.00			
TIPO	ÁREA (m ²)	VOLUME (m ³)	VOLUME ACUMULADO (m ³)
Corte de Solo	3.61	40.95	1343.97
Alero	33.96	377.29	8729.00
Corte de Rocha	5.51	32.82	162.01
Corte de Rocha Camada de Argila	9.74	81.54	488.84



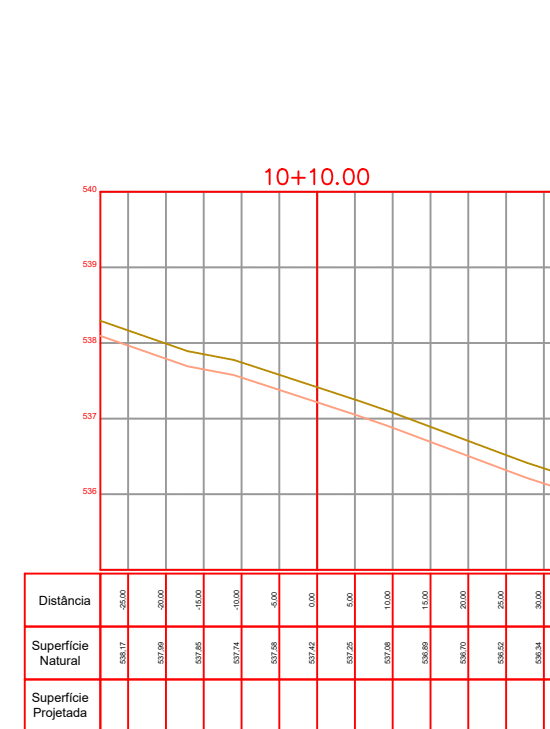
EST. 9+0.00			
TIPO	AREA (m2)	VOLUME (m3)	VOLUME ACUMULADO (m3)
Corte de Solo	5.88	47.41	1391.38
Atenua	21.20	275.91	9004.91
Corte de Rocha	11.47	84.83	266.93
Corte de Rocha Cerrada de Argila	13.78	117.53	606.16



EST 9+10.00			
TIPO	AREA (m2)	VOLUME (m3)	VOLUME ACUMULADO (m3)
Corte de Solo	12.30	90.89	1482.27
Aterra	13.22	172.09	9177.00
Corte de Rocha	17.99	147.30	394.23
Corte de Rocha Camada de Argila	18.37	160.73	766.91










EST. 10+0.00			
TIPO	AREA (m2)	VOLUME (m3)	VOLUME ACUMULADO (m3)
Corte de Solo	0.35	63.24	1545.51
Atirre	27.41	203.11	5350.11
Corte de Rocha	0.00	69.94	484.18
Corte de Rocha Camada de Argila	0.06	90.19	858.11



EST. 10-10.00			
TIPO	AREA (m2)	VOLUMEN (m3)	VOLUMEN ACUMULADO (m3)
Corte de Solo	0.00	1.73	1547.23
Alero	0.00	137.03	9517.15
Corte de Rocha	0.00	0.00	484.18
Corte de Rocha Camada de Angla	0.00	0.30	859.41

LEGENDA:

	TERRENO NATURAL
	TERRENO APÓS LIMPEZA
	TERRENO PROJETADO
	ATERRO DE SOLO
	CORTE DE SOLO
	CORTE DE ROCHA
	CORTE DE ROCHA _+ CAMADA DE ARGILA

Escala Horizontal - 1:1000
 Escala Vertical 1:100

[illegible]